




The AccuFeed I / 2760 transforms hand-fed finishing equipment into a unified, labor-efficient system. This automated sheet feeder system loads easily and ensures that all sheets enter your equipment in absolute perfect side registration. The AccuFeed I / 2760 is available as a stand-alone unit or as part of a complete D&K laminating system. The feeder is also compatible with most narrow format laminators and sheet converting equipment on the market today.



Pivoting Head Assembly



System 2760 With Feeder



Double Kote Jr. With Feeder

Versatility

- Easy initial setup in about one hour by your own technicians
- No burdensome gear boxes required for timing accuracy
- Pivoting belt table requires no physical tie-ins such as nuts, bolts, clamps, etc.
- Feeder speed automatically adjusts to the speed of the finishing equipment
- AccuFeed I / 2760 is ideal for both short and long run jobs
- Compatible with most laminating systems

Operator-Friendly

- Pivoting head assembly allows easy access to feed table from three sides
- Gaps or laps sheets to any desired increment
- Sheets enter your finishing equipment in perfect side registration
- PLC touch screen controls
- Easily handles light paper stocks, including 60 lb. text

The above information is presented for reference and illustration of general product characteristics only. The information does not constitute a representation or warranty relating to the suitability or fitness for a particular application or otherwise create guarantees of product performance. All material should be tested by purchaser to determine final suitability.



Technical Specifications

Dimensions:	52" W x 72" L x 50" H
Electrical:	115 V, 15 Amps or 220 V s.f. 15 Amps
Air:	1 CFM, 1/4 hp, 60 psi w/ Storage tank; 1/4" N.P.T. Connection
Net Weight:	325 lbs.
Shipping Weight:	400 lbs.
Speed:	3,000 cycles per hour
Min. Sheet Size:	8 1/2" x 11"
Max. Sheet Size:	27" x 30"
Min. Sheet Thickness:	60 lb. Text
Max. Sheet Thickness:	24 lb. Board
Accuracy (Gap or Lap):	Perfect Accuracy
Load Capacity:	19" Maximum Pile Height

Foot Print

Belt Table

39.5 x 31.5 x 35

Sheet Feeder

52 x 35 x 50